

THE DIN-A-MITE® FAMILY



	DIN-A-MITE Style A	DIN-A-MITE Style B	DIN-A-MITE Style C	DIN-A-MITE Style D
1-Phase ²	Up to 25 amps @ 600V~(ac)	Up to 40 amps @ 600V~(ac)	Up to 80 amps @ 600V~(ac)	Up to 100 amps @ 600V~(ac)
3-Phase, 2 leg ²	No	Up to 33 amps @ 600V~(ac)	Up to 80 amps @ 600V~(ac)	Gang 2 units
3-Phase, 3 leg ²	No	Up to 22 amps @ 600V~(ac)	Up to 70 amps @ 600V~(ac)	Gang 3 units
V~(ac) & V=(dc) - Burst Fire Contactor Input	24, 120 & 240V~(ac) 4.5-32V=(dc)	24, 120 & 240V~(ac) 4.5-32V=(dc)	24, 120 & 240V~(ac) 4.5-32V=(dc)	24, 120 & 240V~(ac) 4.5-32V=(dc)
Multizone V~(ac) & V=(dc) Input	No	Yes	Yes	No
4-20mA=(dc) Input - Variable Time Base Output	Yes	Yes	Yes	Yes
Phase Angle Fire Output ³	No	No	Yes 1-phase only	No
Manual Control Via Potentiometer Input, or 0-5, 1-5 or 0-10V=(dc) Linear Voltage Input	No	No	Yes	No
Shorted SCR Alarm	No	Yes	Yes	Yes
Open Heater Alarm	No	No	Yes With "S" input only	Yes
Load Current Monitor CT	No	No	No	Yes
On Board Semiconductor Fusing	No	No	No	Yes
DIN Rail Mount ⁴	Yes	Yes	Yes	No
Sub-Panel Mount	Yes	Yes	Yes	Yes
Cabinet Thru-Wall Heatsink Mount UL [®] 50 and UL [®] 1604	No	No	Yes	No
Electrically Touch-Safe Package	Yes	Yes	Yes	Yes
Back-to-Back SCR Design	Yes	Yes	Yes	Yes
UL [®] 508 Listed/C-UL/CE w/filter	Yes	Yes	Yes ³	Yes
Dimensions	(95 X 45 X 98 mm) 3.7H X 1.8W X 3.9D	(95 X 80 X 124 mm) 3.7H X 3.1W X 4.9D	(150 X 80 X 146 mm) 6.0H X 3.1W ³ X 5.7D	(185 X 65 X 240 mm) 7.25H X 2.5W X 9.4D
Controller Weight: kg (lbs)	0.32 (0.71)	0.68 (1.5)	1.18 (2.6)	2.95 (6.5)
Controller Weight w/fan: kg (lbs)	N/A	N/A	1.45 (3.2)	N/A

¹Not available on Style D.

²Refer to curves on reverse side for specific ratings.

³Phase angle fire, is not CE approved.

⁴Will fit within the width dimension of most comparable MDRs.

* Refer to the DIN-A-MITE amperage derating curves on reverse side for your specific application.

ISO 9001



Registered Company
Winona, Minnesota USA

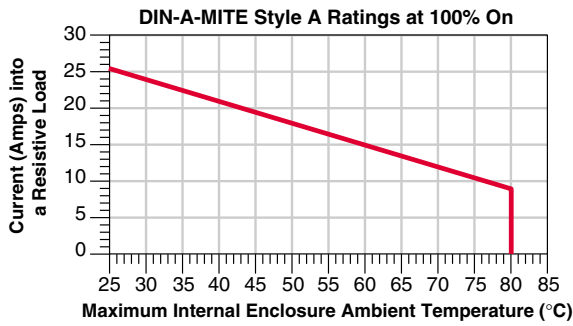
WIN-DFM-0502

UL[®] is a registered trademark of the Underwriter's Laboratories, Inc.

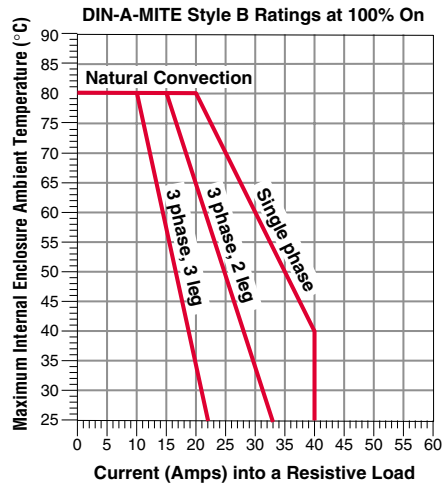
ISE, Inc. · 10100 Royalton Rd. · Cleveland, OH 44133 USA · Tel (440) 237-3200 · Fax (440) 237-1744 · <http://InstServ.com>

Amperage Curves

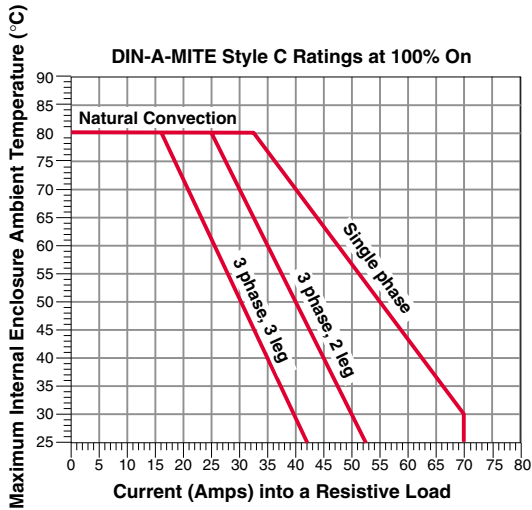
DIN-A-MITE A



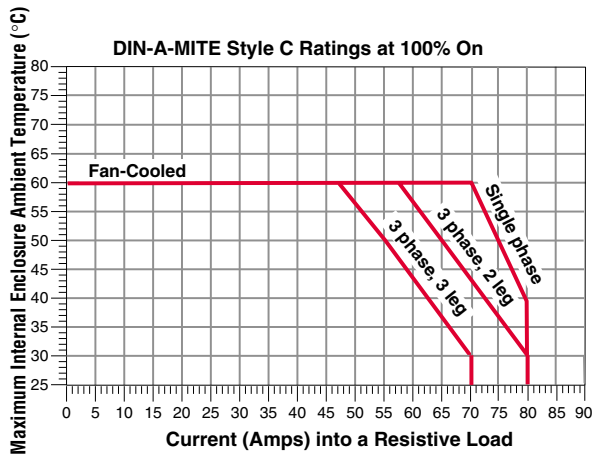
DIN-A-MITE B



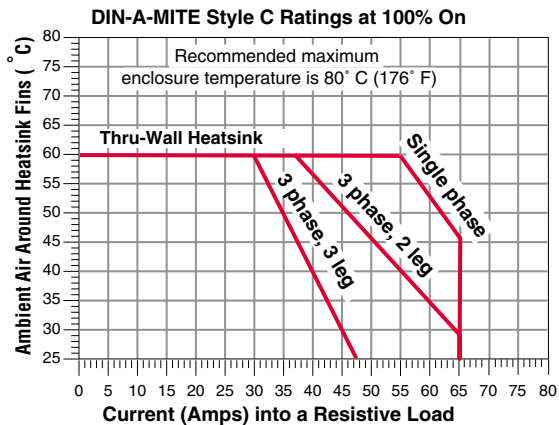
DIN-A-MITE C



DIN-A-MITE C - Fan Cooled



DIN-A-MITE C - Thru-Wall



DIN-A-MITE D

